

Crimp contacts

Crimp contacts 10A-Enhanced II (prevent deflected insertion,vibration resistance), for HD, HDD, HM, HK, HQ inserts.

Contact resistance $\leq 3m\Omega$

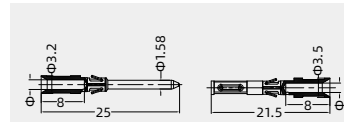
silver plated



gold plated



Male	Order No.	Female	Order No.
CDSM-0.37B	101 017 110 0303	CDSF-0.37B	101 017 120 0303
CDSM-0.50B	101 017 110 0403	CDSF-0.50B	101 017 120 0403
CDSM-0.75B	101 017 110 0603	CDSF-0.75B	101 017 120 0603
CDSM-1.0B	101 017 110 0803	CDSF-1.0B	101 017 120 0803
CDSM-1.5B	101 017 110 0903	CDSF-1.5B	101 017 120 0903
CDSM-2.5B	101 017 110 1003	CDSF-2.5B	101 017 120 1003
CDGM-0.37B	101 017 210 0303	CDGF-0.37B	101 017 220 0303
CDGM-0.50B	101 017 210 0403	CDGF-0.50B	101 017 220 0403
CDGM-0.75B	101 017 210 0603	CDGF-0.75B	101 017 220 0603
CDGM-1.0B	101 017 210 0803	CDGF-1.0B	101 017 220 0803
CDGM-1.5B	101 017 210 0903	CDGF-1.5B	101 017 220 0903
CDGM-2.5B	101 017 210 1003	CDGF-2.5B	101 017 220 1003



Wire gauge	ϕ	Stripping length
0.14-0.37 mm ² AWG 26-22	0.9	8 mm
0.5 mm ² AWG 20	1.15	8 mm
0.75 mm ² AWG 18	1.3	8 mm
1 mm ² AWG 18	1.45	8 mm
1.5 mm ² AWG 16	1.75	8 mm
2.5 mm ² AWG 14	2.25	6 mm

When the wire gauge is less than 0.75mm², it's better to use the auxiliary pin assembly tool TL15.

Crimp contacts 10A-Enhanced III (recommended use in rail transport industry), for HD, HDD, HM, HK, HQ inserts.

Contact resistance $\leq 3m\Omega$

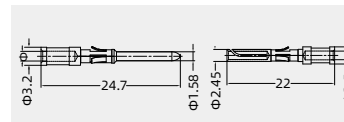
silver plated



gold plated



Male	Order No.	Female	Order No.
ZCDSM-0.37	101 017 110 0302	ZCDSF-0.37	101 017 120 0302
ZCDSM-0.50	101 017 110 0402	ZCDSF-0.50	101 017 120 0402
ZCDSM-0.75	101 017 110 0602	ZCDSF-0.75	101 017 120 0602
ZCDSM-1.0	101 017 110 0802	ZCDSF-1.0	101 017 120 0802
ZCDSM-1.5	101 017 110 0902	ZCDSF-1.5	101 017 120 0902
ZCDSM-2.5	101 017 110 1002	ZCDSF-2.5	101 017 120 1002
ZCDGM-0.37	101 017 210 0302	ZCDGF-0.37	101 017 220 0302
ZCDGM-0.50	101 017 210 0402	ZCDGF-0.50	101 017 220 0402
ZCDGM-0.75	101 017 210 0602	ZCDGF-0.75	101 017 220 0602
ZCDGM-1.0	101 017 210 0802	ZCDGF-1.0	101 017 220 0802
ZCDGM-1.5	101 017 210 0902	ZCDGF-1.5	101 017 220 0902
ZCDGM-2.5	101 017 210 1002	ZCDGF-2.5	101 017 220 1002



Wire gauge	ϕ	Stripping length
0.14-0.37 mm ² AWG 26-22	0.9	6 mm
0.5 mm ² AWG 20	1.1	6 mm
0.75 mm ² AWG 18	1.3	6 mm
1 mm ² AWG 18	1.45	6 mm
1.5 mm ² AWG 16	1.75	6 mm
2.5 mm ² AWG 14	2.25	6 mm

When the wire gauge is less than 0.75mm², it's better to use the auxiliary pin assembly tool TL15.

Can not be compatible use with above three 10A Crimp contacts.

Stamped contacts 10A, for HD-040-MC/P, HD-040-FC/P, HD-064-MC/P, HD-064-FC/P inserts.

Contact resistance $\leq 5m\Omega$

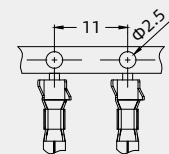
silver plated



coil stock



Wire gauge	Contacts	Female	Order No.
0.5-1.5mm ²	male	CDSM-1.5P	101 017 110 0905
	female	CDSF-1.5P	101 017 120 0905
1.5-2.5mm ²	male	CDSM-2.5P	101 017 110 1005
	female	CDSF-2.5P	101 017 120 1005



Distance map

Notes: The tools for crimp terminal may influence the product quality and stability. Please select the tools recognized by our company.